



Institución Educativa Benjamín Herrera

PLAN DE APOYO PROMOCIÓN ANTICIPADA
GRADO SEXTO y CLEI III – Profesora: Yira Álvarez.

3. **Read** » Look at the map of Michael's neighbourhood and read the directions. Then, point to the places.



- | | | | | |
|--|---|--|---|--|
| a. The bank's next to the hospital. | b. The cinema's opposite the bank. | c. The school's between the café and the bookshop | d. The pharmacy's behind the public library. | e. The bakery's in front of the restaurant. |
|--|---|--|---|--|

- Speak** » In pairs, look at the photos and say where the places are.

Street 1




Street 2



The supermarket's between...



The bakery's... the café.

1.  **Read** » Look at Cecilia's notes about her classmates' homes and answer the questions.

Santa Rita School in Zipaquirá


- There are 25 students in total
- 14 students live in houses
- 7 students live in apartments
- 4 students live on farms

- 21 students recycle at home
- 15 students use rainwater to wash
- 22 students turn off the lights when they don't use them
- 20 students try to use paper bags
- 18 students use their bikes





Final task activity!

Can we say that...	Yes	No
most students live on farms?		
most students recycle?		
one, two or three students reuse rainwater?		
all the students use a car to go to school?		
most students want to help the environment?		


1.  **Listen** » Label the rooms in house. Use the words in the box. Then, listen and check.

- bathroom
 - bedroom
 - living room
 - garage
 - laundry room
 - kitchen
 - dining room
















1.  **Speak »** Describe your routine using the pictures.



2.  **Write »** Look at the clocks and write when you do these activities.

I wake up at ...

 WAKE UP	 BATH & BRUSH	 BREAKFAST	
 LET 'S GO	 EXERCISE	 LEARNING	
 LUNCH	 PLAY	 BACK HOME	
 DINNER	 READ & HOMEWORK	 GO TO SLEEP	 SLEEP



Speak »

Label the pictures (1–8) with the words in the Word Bank. Practise the pronunciation with a partner.



Word Bank

stomach neck knee
 shoulder back leg
 arm elbow

Study Tip

Make a word list to remember the vocabulary you learn.

4. Read » Match the pictures with the descriptions.



Mr Morales is young and **very tall**. He has **short dark hair**. He coaches the basketball team.

Ms Rashid is very **short** and **slim**. Her hair is **black** and **long**. She's the mentor of the volleyball team.

Mr Kuchynsky is **tall** and **thin**. He has very **short hair**. He has **brown** eyes. He trains the tennis players.

Ms Simonson is **short**. She **wears glasses**. She's the swimming coach.

Complete the chart.



This is the school volleyball team. The captain, Neil Patrick, is the guy on the left. His hair is short, curly and black. The libero is Harry Jones. He's tall and blond. Ms O'Hara, the woman with long, straight, black hair is the coach.

Name	Position in the team	Physical characteristics
<i>Neil Patrick</i>	_____	_____
_____	_____	<i>tall</i>
_____	<i>coach</i>	_____